



## AXP10

### Brazed Plate Heat Exchanger

#### General information

Alfa Laval introduced its first brazed plate heat exchanger (BHE) in 1977 and has since continuously developed and optimized its performance and reliability.

Brazing the stainless steel plates together eliminates the need for gaskets and thick frame plates. The brazing material seals and holds the plates together at the contact points ensuring optimal heat transfer efficiency and pressure resistance. The plate design guarantees the longest possible life.

The design options of the brazed heat exchanger are extensive. Different plate patterns are available for various duties and performance specifications. You can choose a standard configuration BHE, or a unit designed according to your own specific needs. The choice is entirely yours.

#### Applications

- Heat pumps
- Heat recovery

#### Refrigerant applications

- Gas cooler
- Oil cooler
- Economizer
- Desuperheater

#### Working principles

The heating surface consists of thin corrugated metal plates stacked on top of each other. Channels are formed between the plates and corner ports are arranged so that the two media flow through alternate channels, usually in counter-current flow for the most efficient heat transfer process.

#### Standard design

The plate pack is covered by cover plates. Connections are located in the front or rear cover plate. To improve the heat transfer design, the channel plates are corrugated.

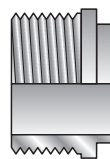


#### Particulars required for quotation

To enable Alfa Laval's representative to make a specific quotation, specify the following particulars in your enquiry:

- required flow rates or heat load
- temperature program
- physical properties of liquids in question
- desired working pressure
- maximum permitted pressure drop
- operating pressure

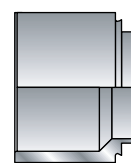
#### Examples of connections



Outside threaded

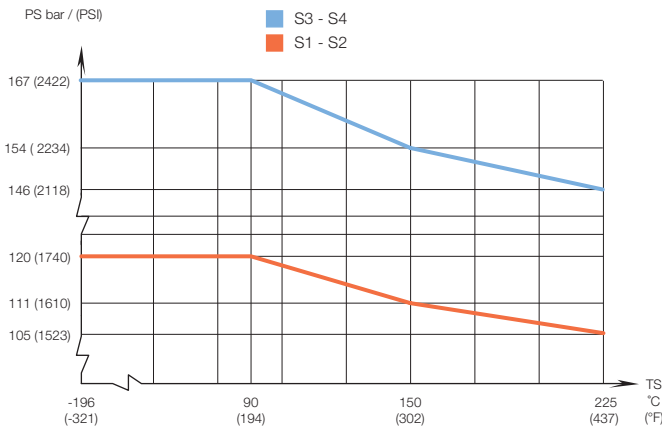


Soldering



Welding

### AXP10 - PED approval pressure/temperature graph\*



\* For exact values please contact your local Alfa Laval representative.

### Standard dimension and weight\*

$$A \text{ measure mm} = 4 + (n \times 1.1) \pm 1\%$$

$$A \text{ measure inch} = 0.16 + (n \times 0.043) \pm 1\%$$

$$\text{Weight kg}^{**} = 0.323 + (n \times 0.04)$$

$$\text{Weight lb}^{**} = 0.712 + (n \times 0.088)$$

\*\* excluding connections  
(n = number of plates)

### Standard data

|                                  |           |
|----------------------------------|-----------|
| Min. working temperature         | -196° C   |
| Max. working temperature         | 225° C    |
| Min. working pressure            | Vacuum    |
| Max. working pressure            | see graph |
| Volume per channel, litres**     | 0.01      |
| Max particle size, mm            | 0.4       |
| Max flowrate*, m <sup>3</sup> /h | 1.4       |
| Channel port size                | 10        |
| Min no of plates                 | 10        |
| Max no of plates                 | 150       |

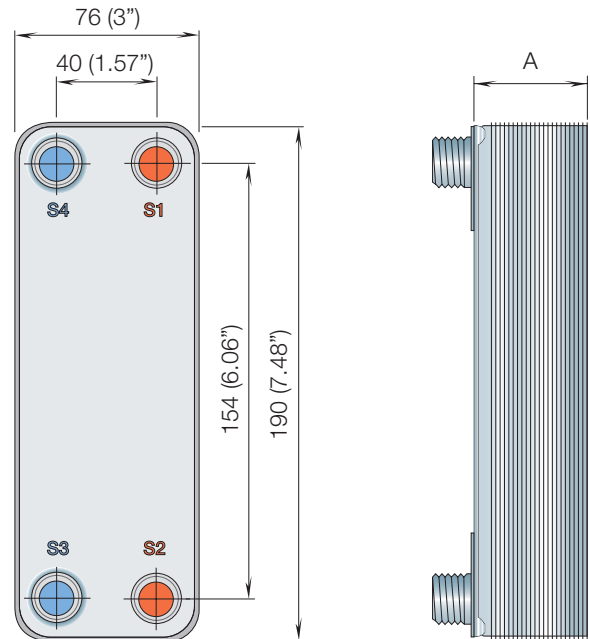
\* Water at 5 m/s (16.4 ft/s) (connection velocity)  
\*\* CE mark not applicable according to directive 97/23/EC article 3.3

### Standard materials

|                  |                 |
|------------------|-----------------|
| Cover plates     | Stainless steel |
| Connections      | Stainless steel |
| Plates           | Stainless steel |
| Brazing material | Copper          |

### Standard dimensions

mm (inch)



### How to contact Alfa Laval

Up-to-date Alfa Laval contact details for all countries are always available on our website at [www.alfalaval.com](http://www.alfalaval.com).